



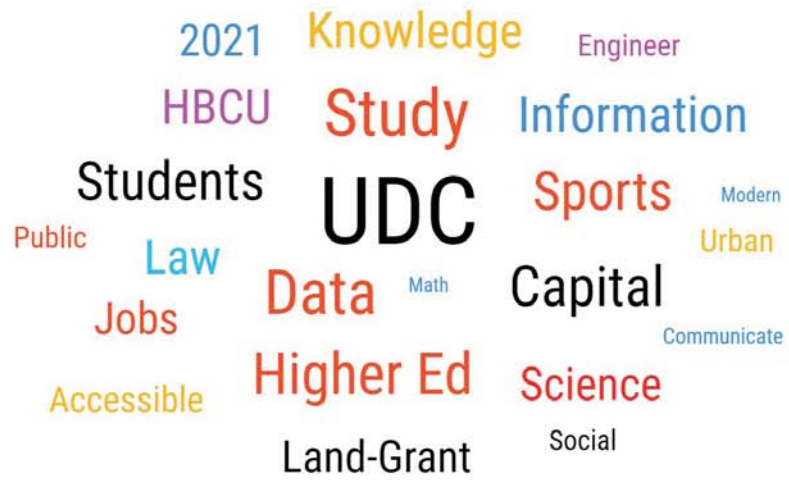
Fact Sheet

Spring 2019

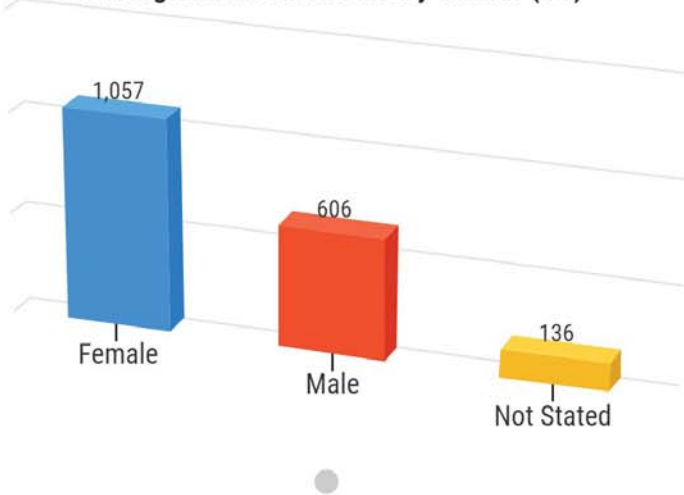
University of the District of Columbia

UDC ENROLLMENT

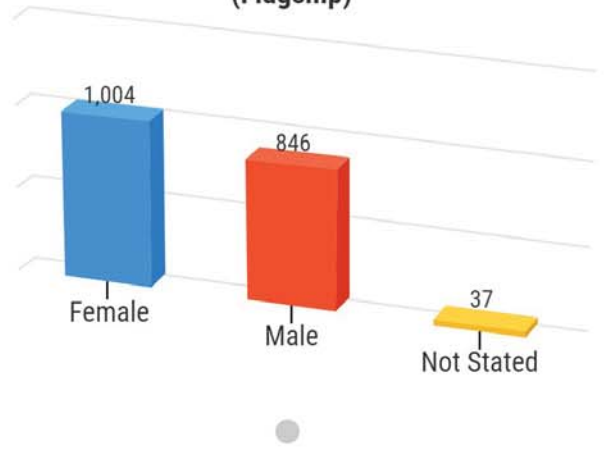
	Number	Percent	FTE
Flagship	2,237	52.4	1,988
- Undergraduate	1,887	44.2	1,589
- Graduate	350	8.2	300
Law School	234	5.5	203
Community College (CC)	1,799	42.1	1,237
UDC Total	4,270	100	3,329



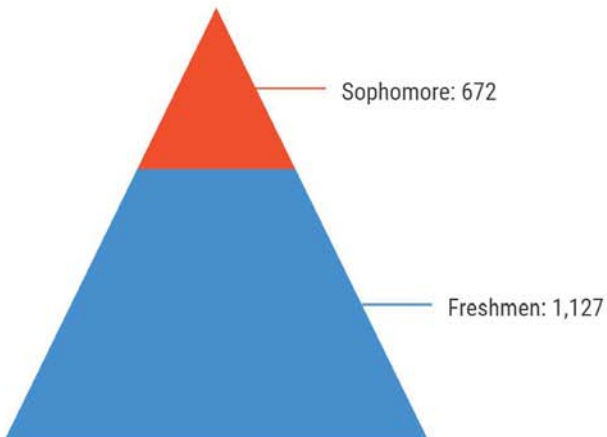
Undergraduate Enrollment by Gender (CC)



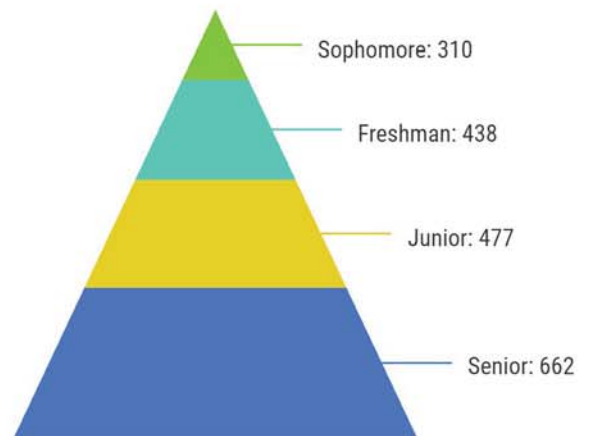
Undergraduate Enrollment by Gender (Flagship)



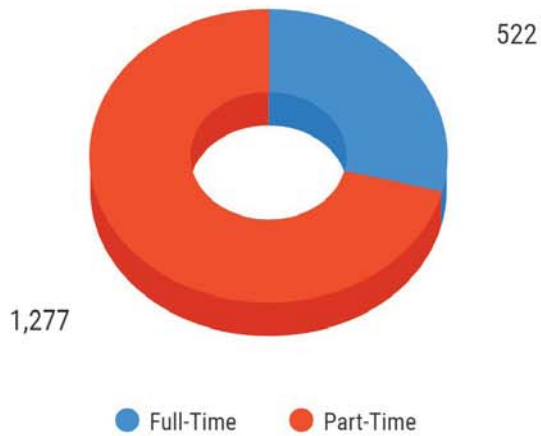
Undergraduate Students (CC)



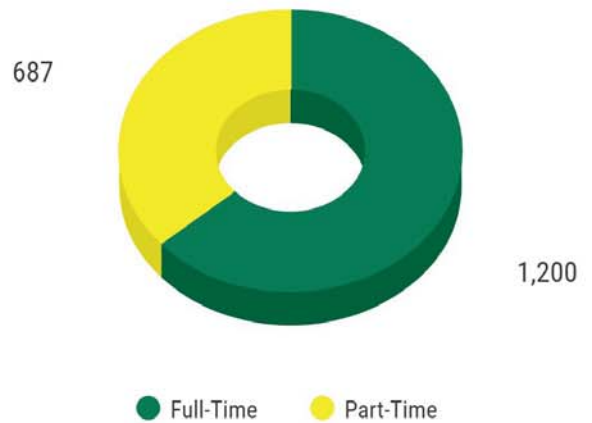
Undergraduate Students (Flagship)



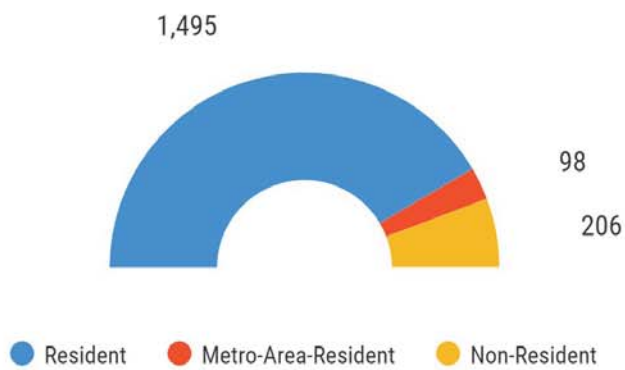
Undergraduate Enrollment by Academic Load (CC)



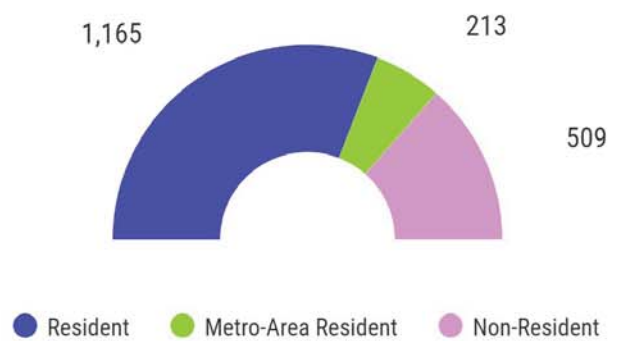
Undergraduate Enrollment by Academic Load (Flagship)



Undergraduate Enrollment by Residence (CC)



Undergraduate Enrollment by Residence (Flagship)



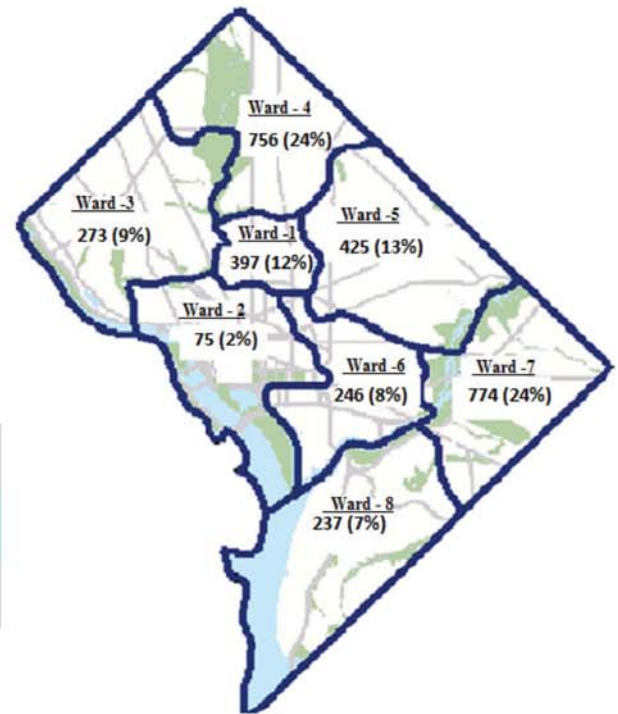
Enrollment in top 6 Associates Programs

Associates	# Students
Liberal Studies (AS)	335
Liberal Studies (AA)	228
Education (AA)	220
Law enforcement	145
Computer Science Technology	139
Business Technology (AAS)	130

Enrollment in top 5 Undergraduate Majors

Majors	# Students
Business Management	256
Biology	132
Computer Science	123
Political Science	113
Psychology	90

Distribution of Student Enrollment by D.C. Wards



* 2,521 students received federal aid, receiving \$16,766,741

* 592 students received scholarship aid, receiving \$2,891,870

93% of federal aid awardees obtained Pell Grants; These 2,346 students received \$6,363,952

Enrollment by College/School

College/School	Number
CAS	1,111
SEAS	440
SBPA	429
CAUSES	257
DCSL	234
UDC-CC	1,799

International Students*

Country	# Students	% Students
Saudi Arabia	90	23.3
Jamaica	78	20.2
Brazil	10	2.6

* 386 international students enrolled

	FTIC*	Transfer
Flagship	40	71
UDC-CC	156	93

* First Time in College