



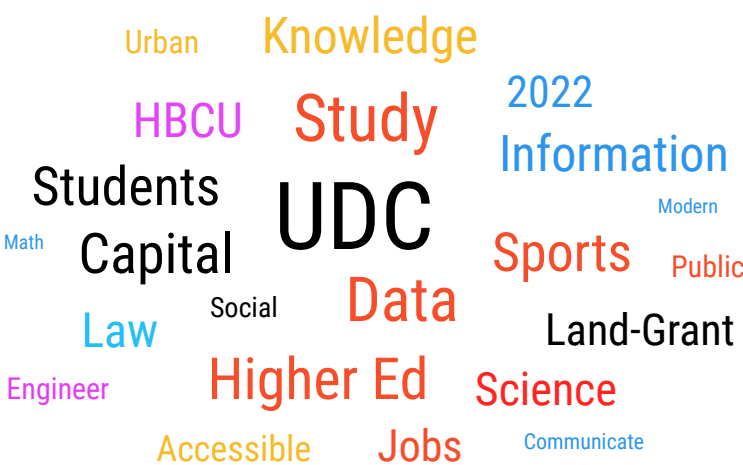
Factsheet

Spring 2022

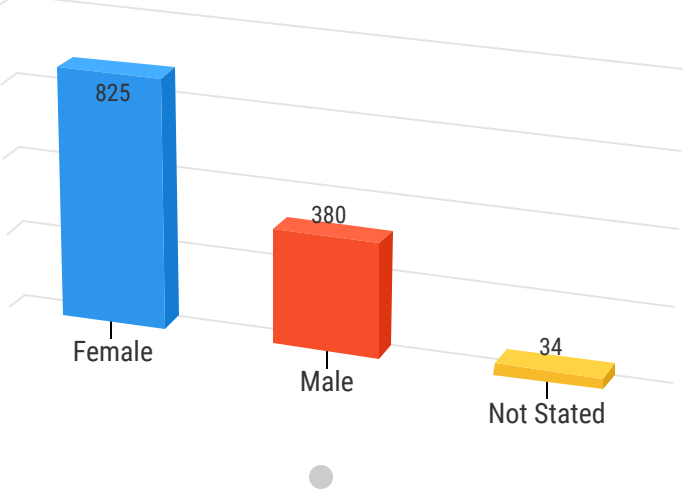
University of the District of Columbia

UDC ENROLLMENT

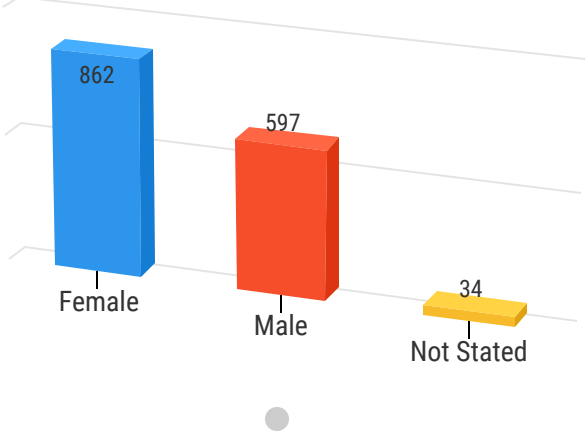
	Number	Percent	FTE
Flagship	1,745	54.5	1,436
- Undergraduate	1,493	46.6	1,222
-Graduate	252	7.9	214
Law School	222	6.9	196
Community College (CC)	1,239	38.6	851
UDC Total	3,206	100	2,483



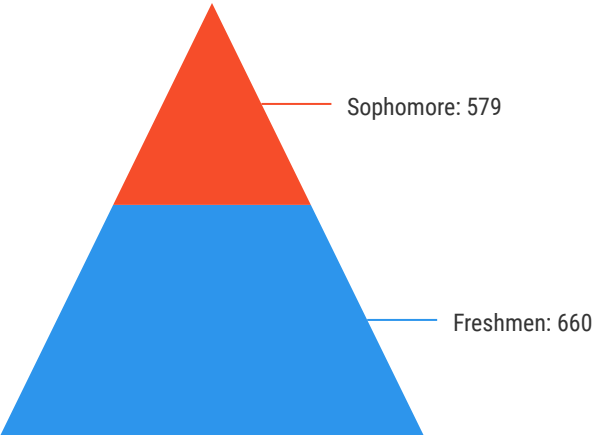
Undergraduate Enrollment by Gender (CC)



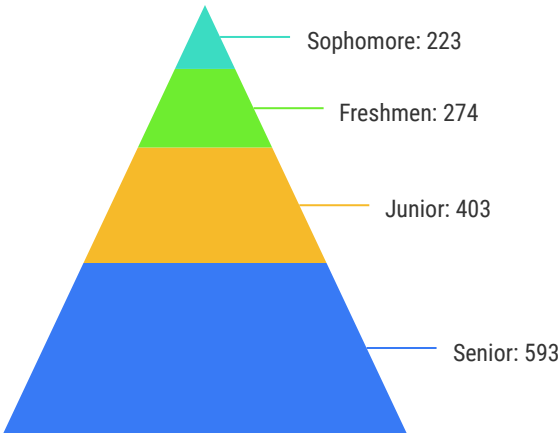
Undergraduate Enrollment by Gender (Flagship)



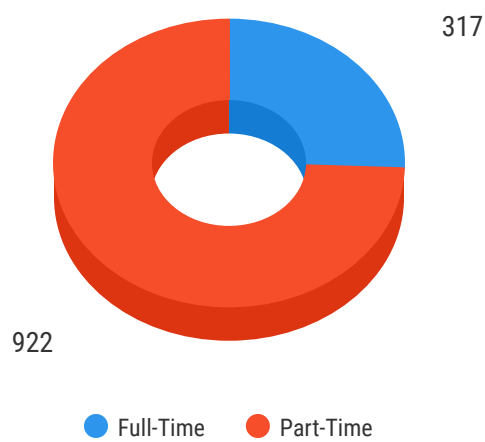
Undergraduate Students (CC)



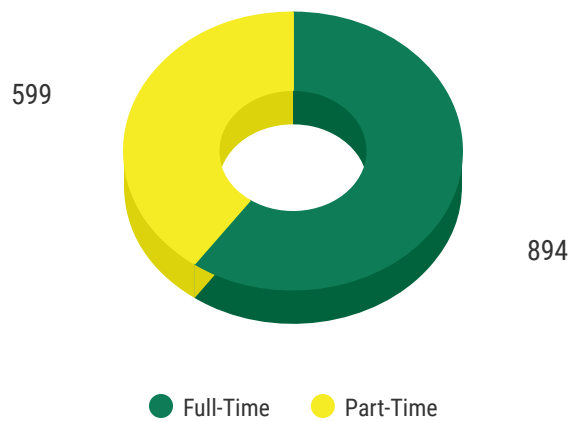
Undergraduate Students (Flagship)



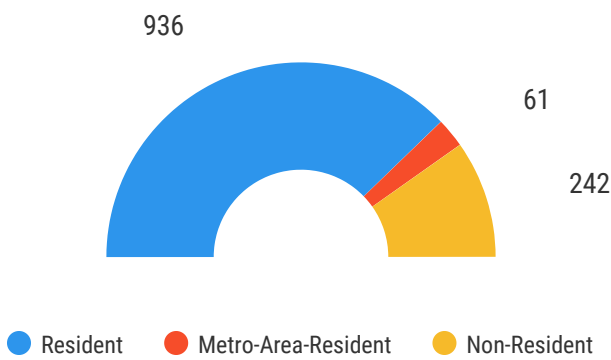
Undergraduate Enrollment by Academic Load (CC)



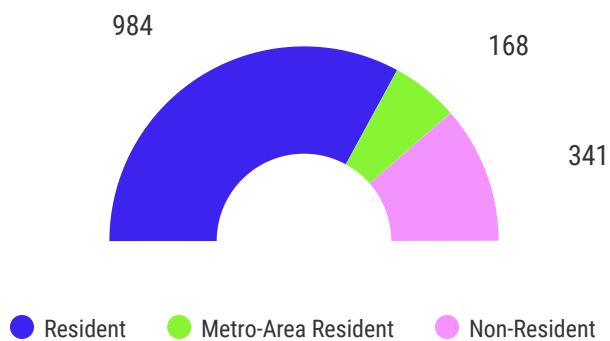
Undergraduate Enrollment by Academic Load(Flagship)



Undergraduate Enrollment by Residence (CC)



Undergraduate Enrollment by Residence (Flagship)



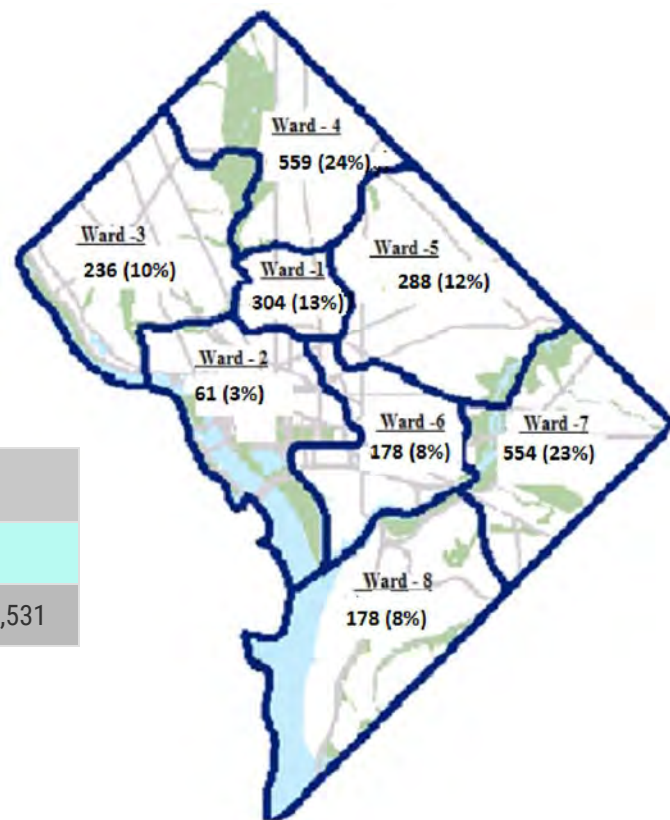
Enrollment in top 5 Associates Programs

Associates	# Students
Nursing (AAS)	244
Education(AA)	243
Business Administration	124
Law Enforcement	88
Liberal Studies (AA)	83

Enrollment in top 5 Undergraduate Majors

Majors	# Students
Business Management	180
Psychology	101
Biology(BS)	97
Computer Science	90
Political Science	78

Distribution of Student Enrollment by D.C. Wards



* 1,968 students received federal aid, receiving \$12,846,456

* 733 students received scholarship aid, receiving \$3,442,328

86 % of federal aid awardees obtained Pell Grants; 1,701 students received \$4,227,531

Enrollment by College/School

College/School	Number
CAS	772
SBPA	267
SEAS	291
CAUSES	163
DCSL	222
UDC-CC	1,239

International Students*

Country	# Students	% Students
Jamaica	74	40.9
Nigeria	10	5.5

	FTIC*	Transfer
Flagship	34	32
UDC-CC	96	60

* 181 international students enrolled

* First Time in College