



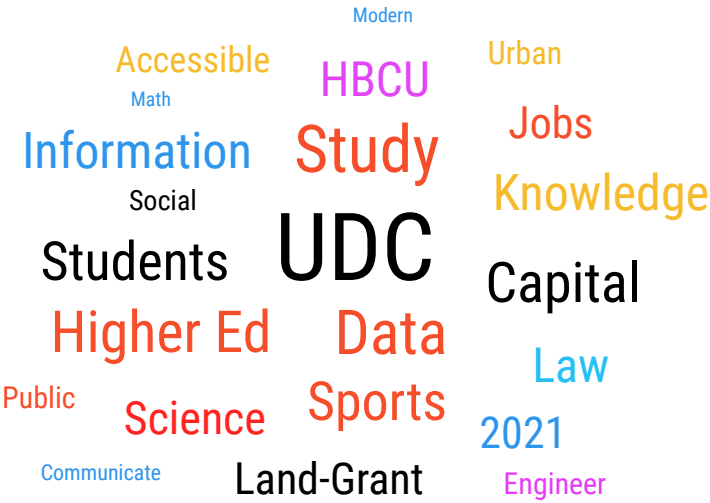
Factsheet

Spring 2020

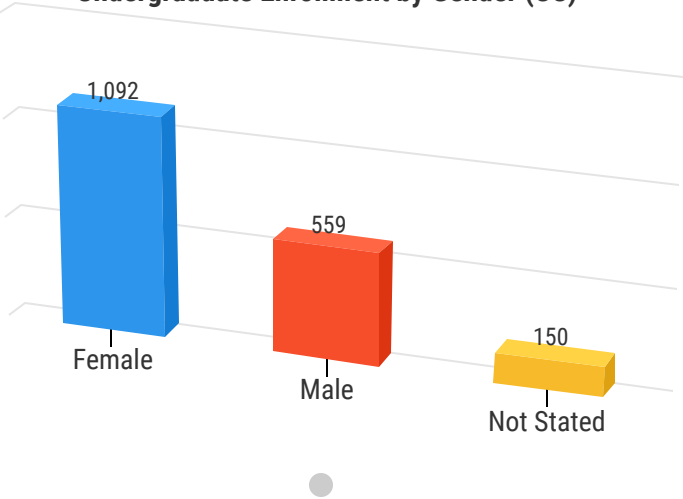
University of the District of Columbia

UDC ENROLLMENT

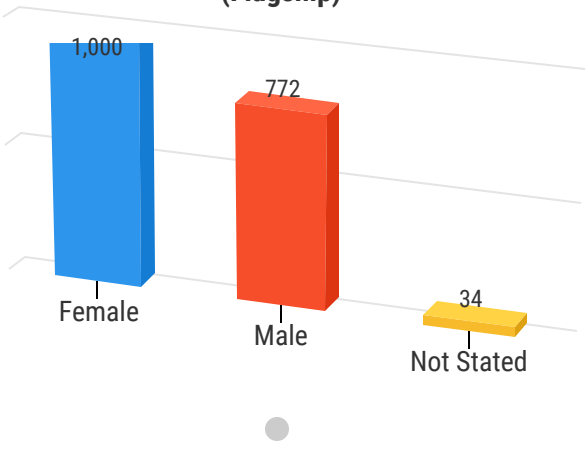
	Number	Percent	FTE
Flagship	2,133	51.3	1,835
- Undergraduate	1,806	43.4	1553
-Graduate	327	7.9	282
Law School	223	5.4	196
Community College (CC)	1,801	43.3	1,212
UDC Total	4,157	100	3,243



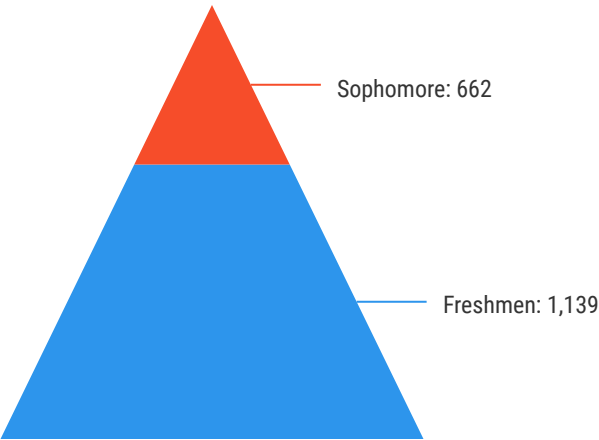
Undergraduate Enrollment by Gender (CC)



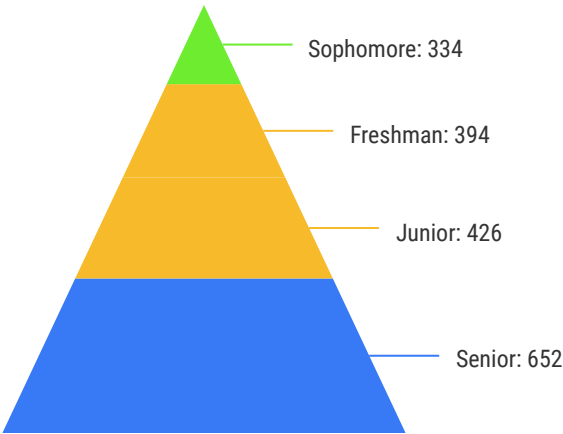
Undergraduate Enrollment by Gender (Flagship)



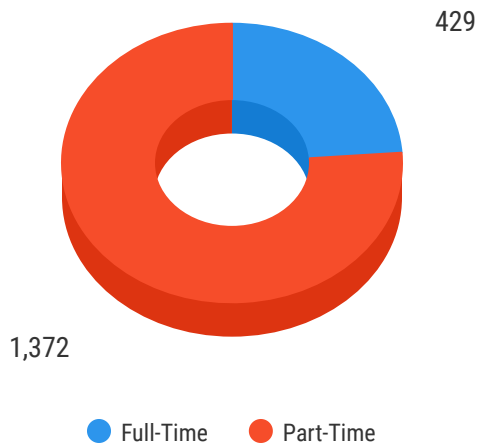
Undergraduate Students (CC)



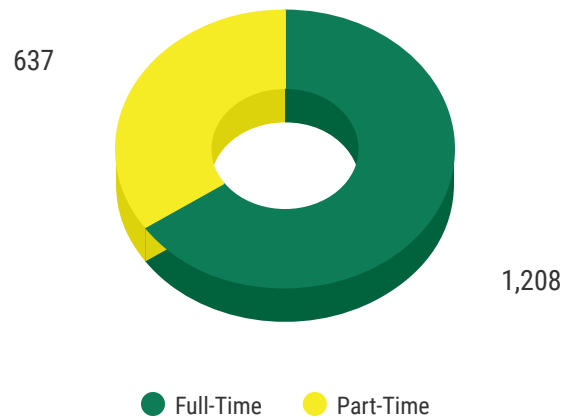
Undergraduate Students (Flagship)



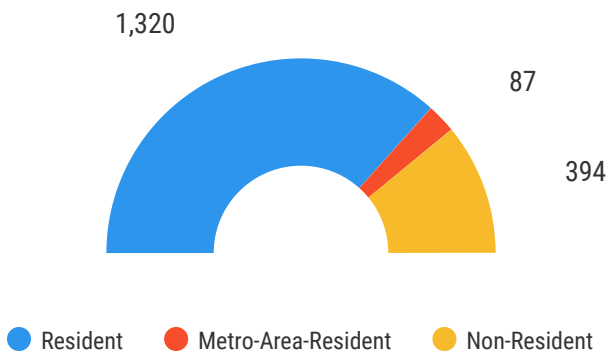
Undergraduate Enrollment by Academic Load (CC)



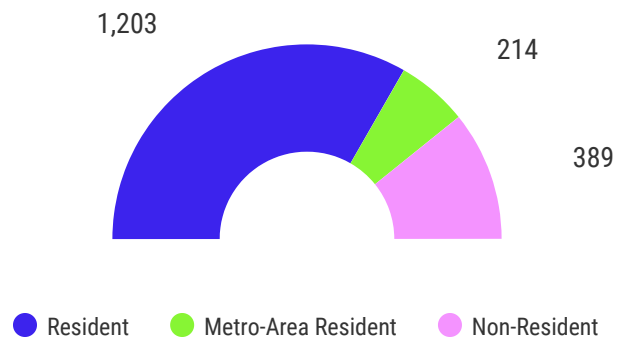
Undergraduate Enrollment by Academic Load (Flagship)



Undergraduate Enrollment by Residence (CC)



Undergraduate Enrollment by Residence (Flagship)



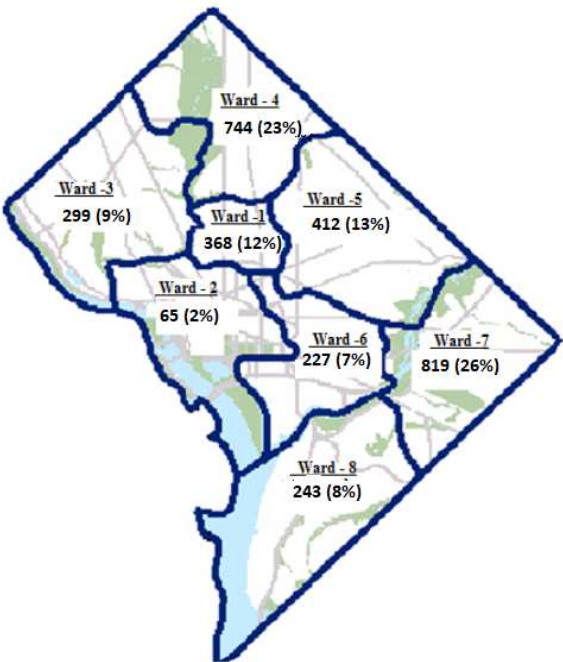
Enrollment in top 6 Associates Programs

Associates	# Students
Education (AA)	330
Liberal Studies (AS)	305
Liberal Studies (AA)	214
Law enforcement	163
Computer Science Technology	112
Business Administration (AS)	111

Enrollment in top 7 Undergraduate Majors

Majors	# Students
Business Management	254
Biology	129
Computer Science	116
Political Science	93
Accounting	78
Psychology	78
Mechanical Engin-BS	78

Distribution of Student Enrollment by D.C. Wards



* 2,415 students received federal aid, receiving \$15,806,872

* 585 students received scholarship aid, receiving \$3,019,749

93% of federal aid awardees obtained Pell Grants; These 2,234 students received \$6,156,771

Enrollment by College/School

College/School	Number
CAS	1,028
SBPA	425
SEAS	423
CAUSES	257
DCSL	223
UDC-CC	1,801

International Students*

Country	# Students	% Students
Jamaica	84	27.7
Saudi Arabia	33	10.8
Brazil	10	3.3

* 303 international students enrolled

	FTIC*	Transfer
Flagship	29	50
UDC-CC	203	77

* First Time in College