



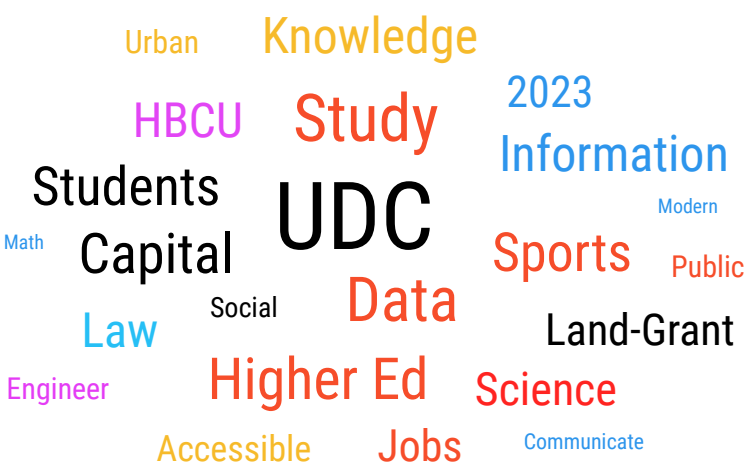
Fact Sheet

Spring 2023

University of the District of Columbia

UDC ENROLLMENT

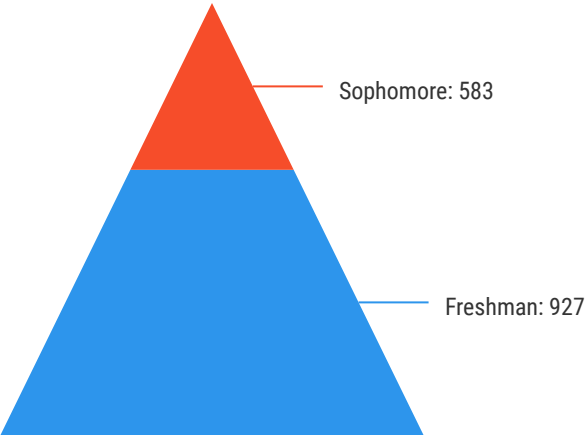
	Number	Percent	FTE
Flagship	1,595	48	1,288
- Undergraduate	1,317	39.7	1,061
-Graduate	278	8.3	227
Law School	215	6.5	191
Community College (CC)	1,510	45.5	1,048
UDC Total	3,320	100	2,528



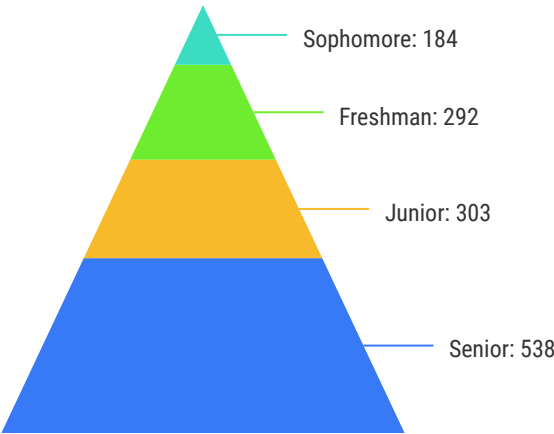
Enrollment by College/School

College/School	Number
College of Arts & Sciences	802
School of Business & Public Administration	270
School of Engineering & Applied Sciences	328
College of Agriculture, Urban Sustainability and Environmental Sciences	195
David A. Clarke School of Law	215
Community College	1,510

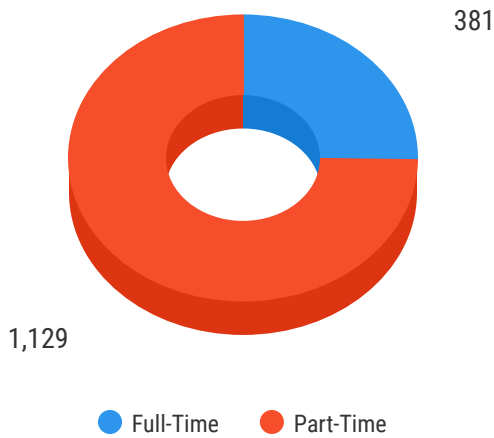
Undergraduate Students (CC)



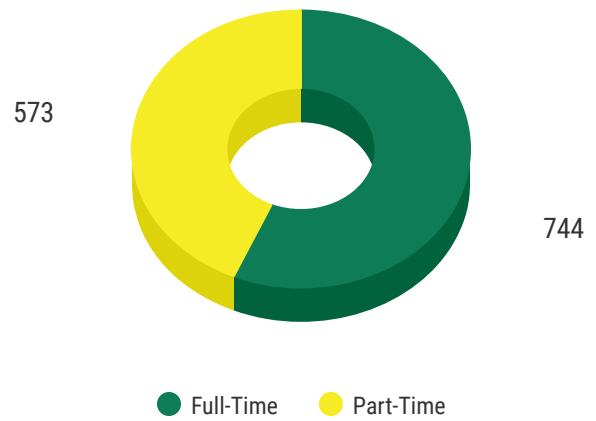
Undergraduate Students (Flagship)



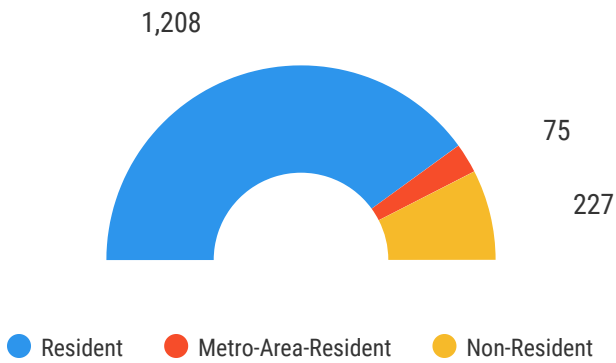
Undergraduate Enrollment by Academic Load (CC)



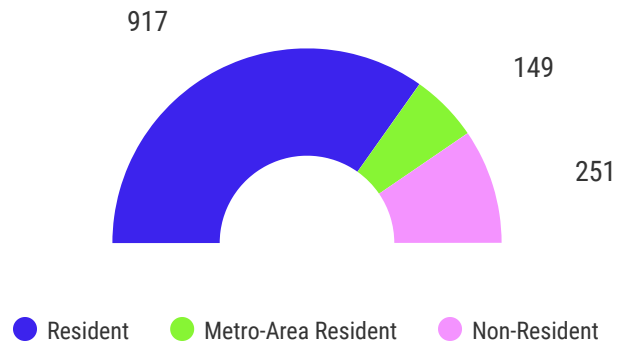
Undergraduate Enrollment by Academic Load (Flagship)



Undergraduate Enrollment by Residence (CC)



Undergraduate Enrollment by Residence (Flagship)



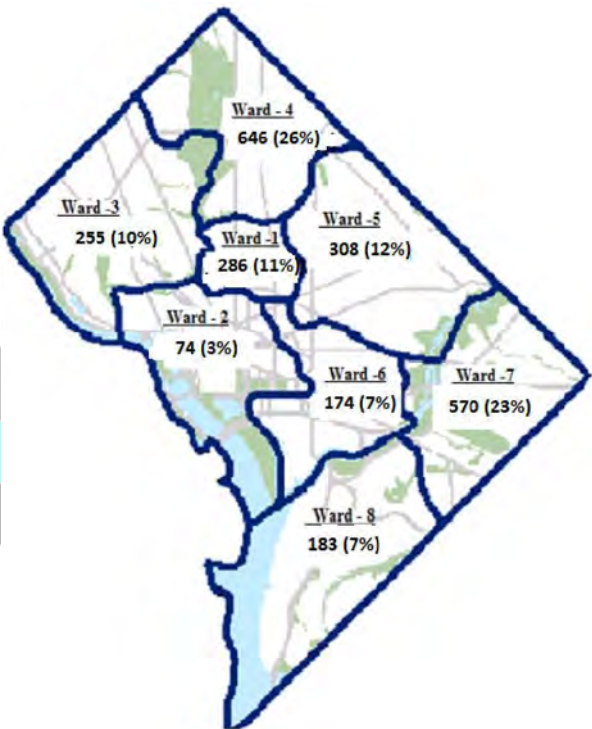
Enrollment in top 5 Associates Programs

Associates	# Students
Education(AA)	402
Nursing (AAS)	287
Business Administration	130
Law Enforcement	112
Liberal Studies (AA)	94

Enrollment in top 5 Undergraduate Majors

Majors	# Students
Business Management	156
Psychology	92
Computer Science	88
Mechanical Engin(BS)	62
Biology(BS)	60

Distribution of Student Enrollment by D.C. Wards



* 1,274 students received federal aid, receiving \$3,515,093

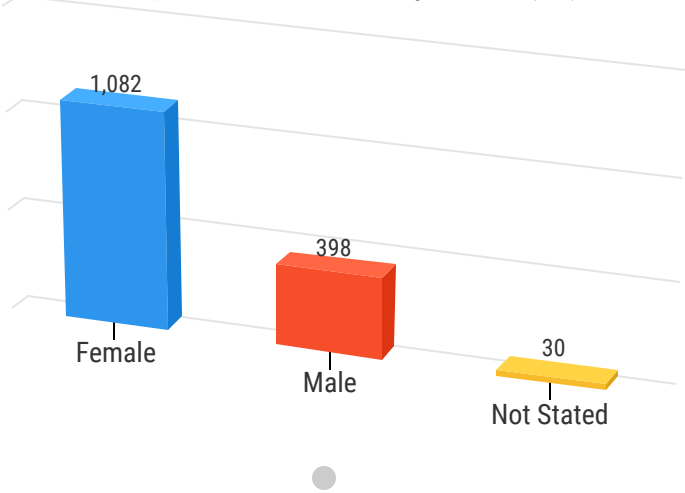
* 489 students received scholarship aid, receiving \$2,213,301

78 % of federal aid awardees obtained Pell Grants; 998 students received \$2,309,328

Student:	Flagship	UDC-CC	Total
First Time in College(FTIC)	18	163	181
Transfer	26	61	87
International	148	15	163

Race/Ethnicity	Undergraduate	Graduate	Law	Count
American Indian or Alaska Native	9	0	1	10
Asian	54	11	15	80
Black or African American	1,595	145	102	1,842
Hispanic	691	35	31	757
International	126	37	0	163
Native Hawaiian or Other Pacific Islander	3	0	0	3
Unknown	230	12	6	248
White	119	38	60	217
Total	2,827	278	215	3,320

Undergraduate Enrollment by Gender (CC)



Undergraduate Enrollment by Gender (Flagship)

